



## NiSource Fourth Quarter 2009 Results & Business Update

*Supplemental Information*  
*February 1, 2010*

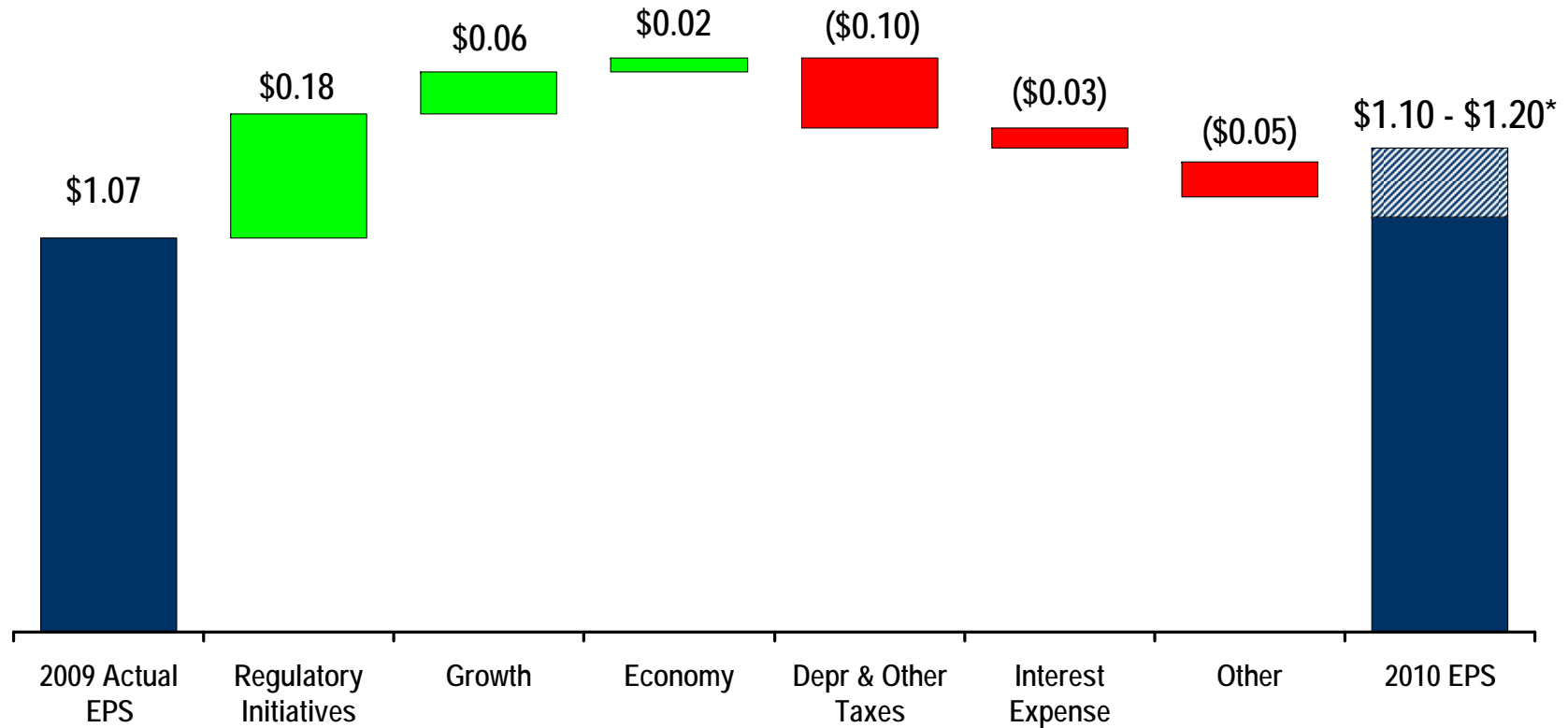


# Forward Looking Statements

---

This presentation includes forward-looking statements which reflect the current intent, belief or expectations of NiSource and its management. Although NiSource believes that its expectations are based on reasonable assumptions, it can give no assurance that its goals will be achieved. Readers are cautioned that the forward-looking statements in this presentation are not guarantees of future performance and involve a number of risks and uncertainties, and that actual results could differ materially from those indicated by such forward-looking statements. The risks and uncertainties include those described in the earnings release that accompanies this presentation, as well as those contained in the risk factor sections of NiSource's most recent Forms 10-K and 10-Q. NiSource expressly disclaims a duty to update any of the forward-looking statements contained in this presentation.

# 2009 to 2010 – EPS\*

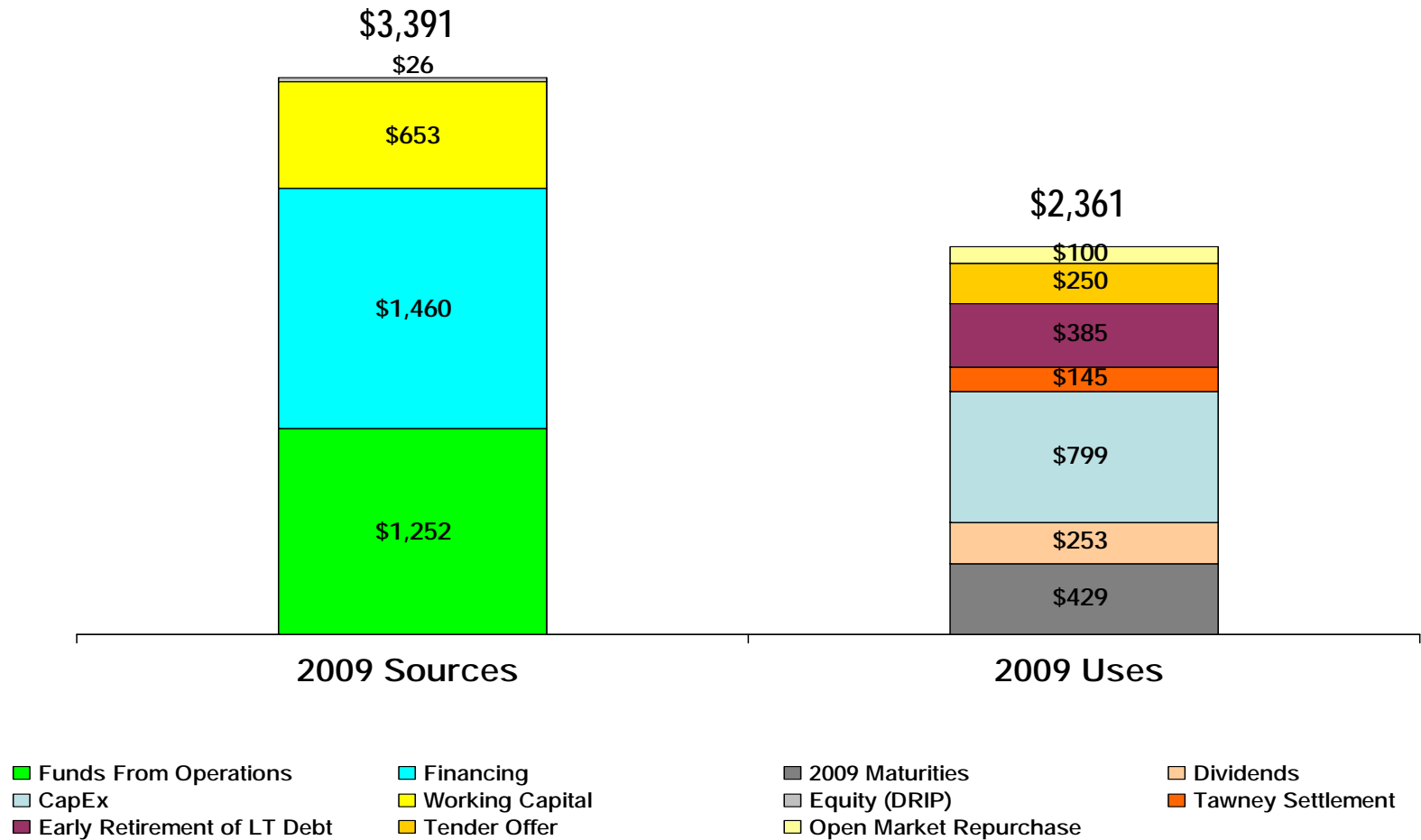


2010 EPS Guidance Range \$1.10 - \$1.20\*

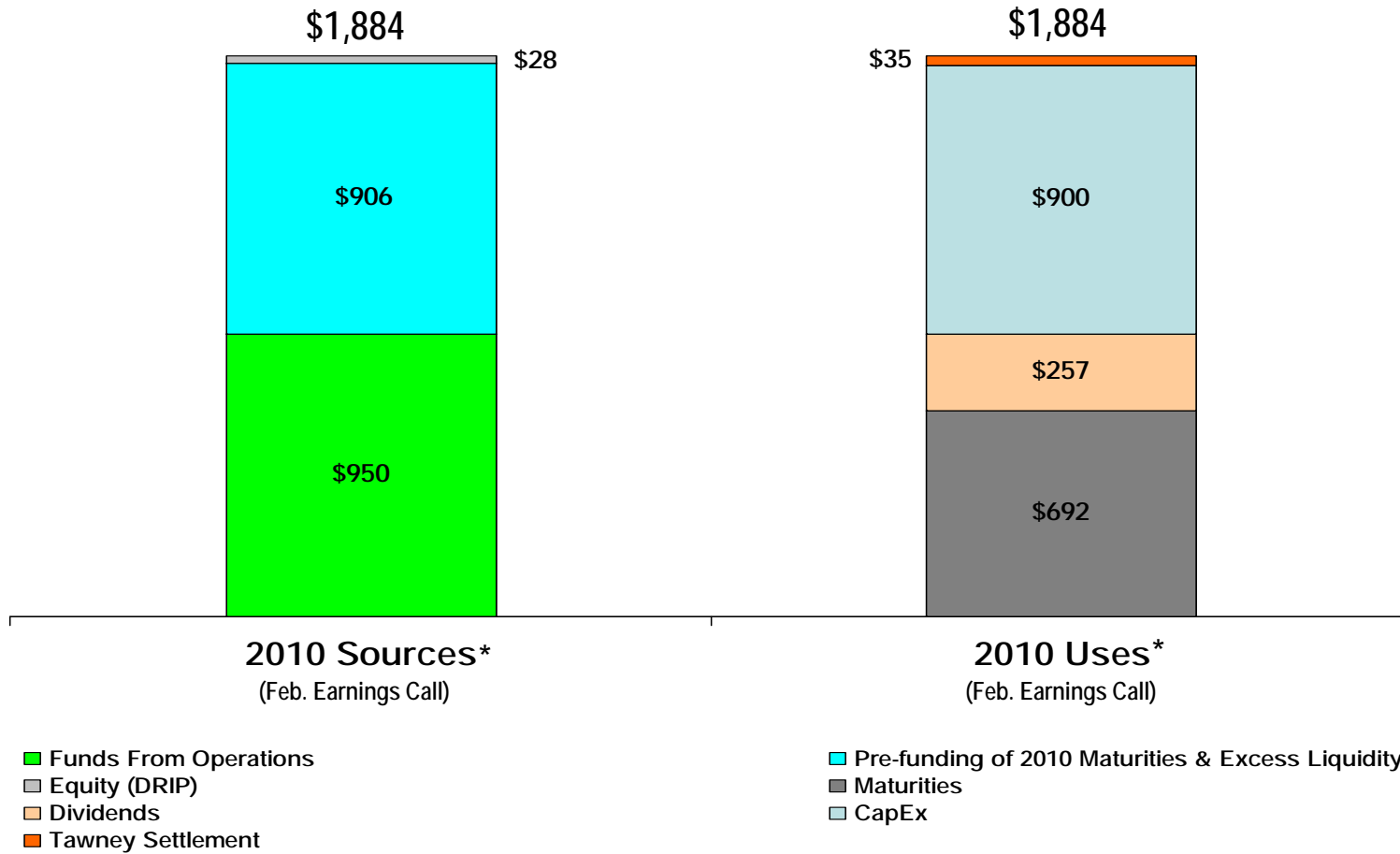
\*Projected

# 2009 Sources and Uses of Cash (\$M)

More Than \$1.0B of Excess Liquidity in 2009



# 2010 Sources and Uses of Cash (\$M)\*



\*Projected

## Current Liquidity (\$M)

---

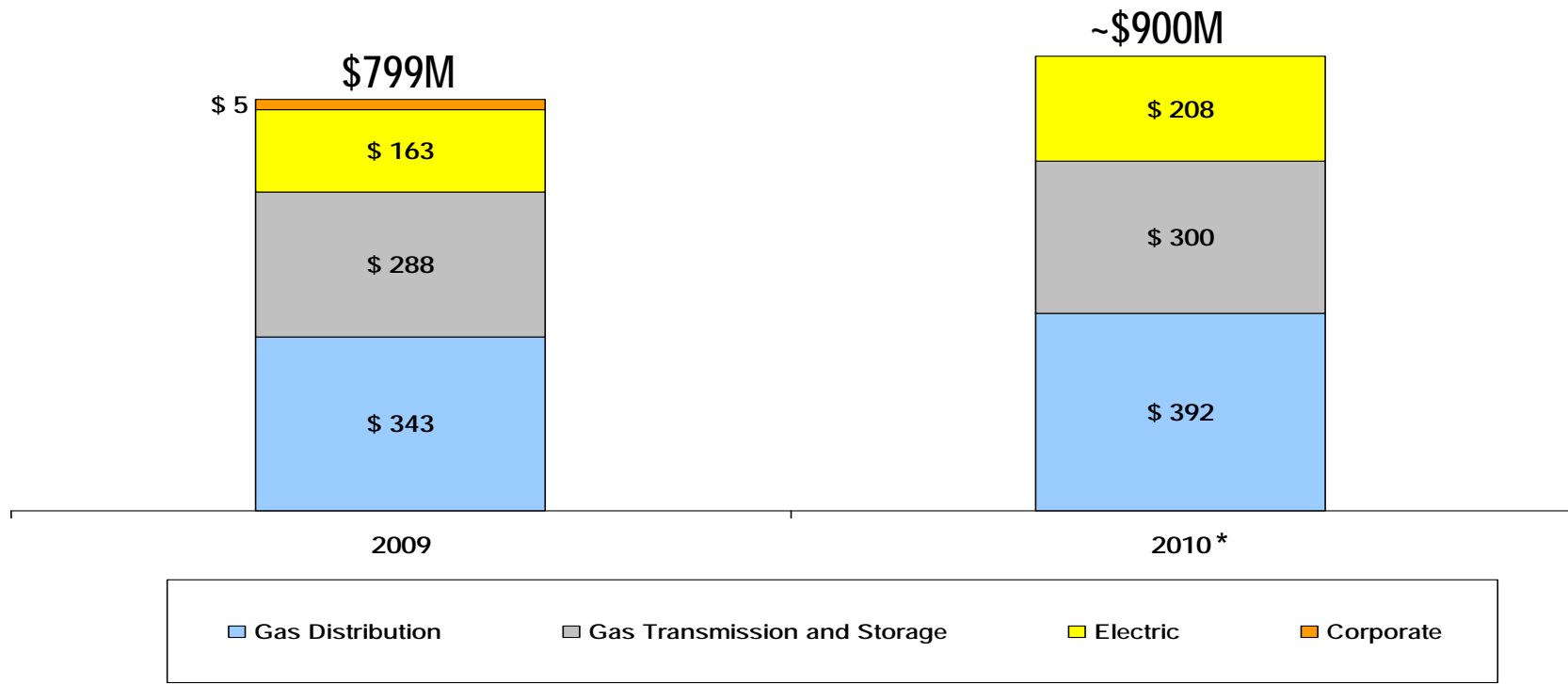
	<u>Actual 12/31/09</u>	<u>Maturity</u>
Committed Credit Facility	\$1,500	Jul 2011
<b>Less:</b>		
Drawn on Credit Facility	(103)	
Letters of Credit <sup>(1)</sup>	(85)	
<b>Add:</b>		
<u>Cash &amp; Equivalents</u>	<u>16</u>	
<b>Net Available Liquidity</b>	<b>\$1,328</b>	

(1) Includes \$67.1M LC for Tawney Settlement

**NI's Liquidity Position is \$1.3B as of December 31**

# Capital Expenditures (\$M)

## 2009 Actual and 2010 Forecasted Cap-Ex Program



## 2010 Program: Growth & Tracker ~\$467M and Age & Condition ~\$433M\*

\*Projected

# Key Path Forward Markers

		1Q10	2Q10	3Q10	4Q10	1Q11	2Q11	3Q11	4Q11	
Liquidity	NiSource Finance Maturities: \$682M				▲					
	NiSource Finance Revolver: \$1.5B						▲			
	CPA A/R Facility: \$75M	▶								
	Permanent Financing (Hardy / Millennium)	▶	▲	▶						
	DRIP: \$20M - \$30M	▶								
	Other Liquidity / Financing Initiatives	▶								
Gas Distribution	Columbia Gas of Pennsylvania Rate Case	▲	▶	▶	▶					
	NIPSCO Gas Rate Case (Filing / Effective)		▲	▶	▶					
	Columbia Gas of Virginia - Bear Garden (In-Service)				▶					
	Infrastructure Replacement Programs	▶								
Electric	NIPSCO Electric Rate Case I			▲						
	NIPSCO Electric Rate Case II (Planning / Filing)	▶								
GT & S	Majorsville Expansion				▶					
	Line 1570 Project		▶							
	Cobb Compressor Station Expansion		▶							
	Ongoing Phased-in Marcellus Shale Expansions (Unannounced)					▶	▶	▶	▶	